


STONEWARE PANTHER BLACK



Concrete Pavers • Stone Pavers • Tiles • Garden Walls & Edging
Retaining Walls • Concrete Sleepers • Concrete Blocks • Wall Cladding

STONEWARE PANTHER BLACK



FEATURES

- Strong and durable
- Salt, slip, scratch resistant
- Mild acid resistant
- Free samples available

SUITABLE FOR

- Indoor and outdoor applications
- Pool areas
- Patios and alfresco
- Garden paths and walkways

Specifications	Size (h x w x d)	No. per m ²	Slip Rating	Weight per m ²	m ² per pallet/unit
Paver	600 x 300 x 20mm	5.55	R11	46kg	28.8
Paver	600 x 600 x 20mm	2.78	R11	46kg	28.8
Paver	1200 x 600 x 20mm	1.39	R11	47kg	31
Bullnose & Aris Edge	600 x 600 x 20mm	N/A	R11	16.5kg each	80 units
70mm Drop Face	600 x 300 x 20mm	N/A	R11	10.18kg each	48 units
70mm Drop Face	600 x 600 x 20mm	N/A	R11	18.83kg each	24 units

COLOUR RANGE*

Panther Black



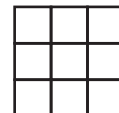
Due to natural resources used in production there are slight colour variations between batches. Pool copings can differ in appearance to the body tile and mixing 2 different sizes can end up with slight variations. Colour swatches are a guide only. Samples you receive may also be slightly different to what is received. Stoneware pavers should be laid with approximately 2-3mm gap to avoid chipping. This product has a V2 Variance rating. Please refer to the charts below.



www.australianpaving.com.au

  [australianpavingcentre](https://www.instagram.com/australianpavingcentre)

UNIFORM APPEARANCE




V1

SLIGHT APPEARANCE




V2

MODERATE APPEARANCE



V3

SUBSTANTIAL APPEARANCE



V4